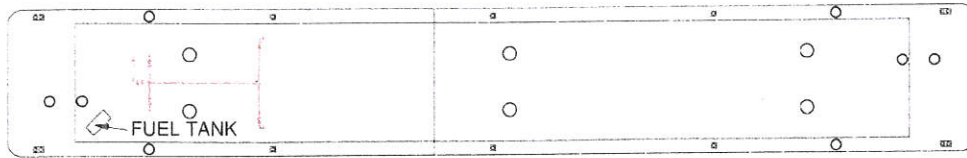
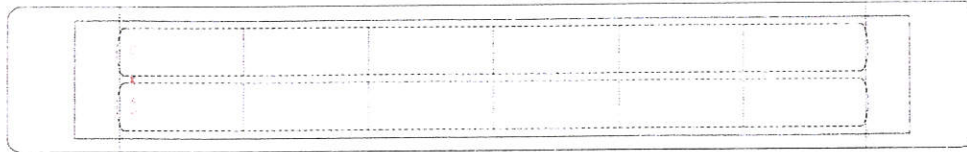



DMT 102



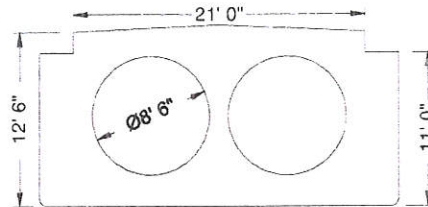
ARRANGEMENT ON DECK



ARRANGEMENT BELOW DECK



ELEVATION



TRANSVERSE SECTION

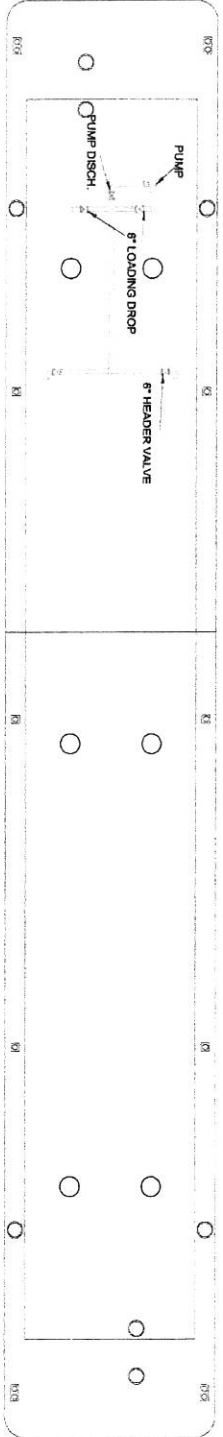
PRINCIPAL CHARACTERISTICS

LENGTH	175'-0"
BREADTH	26'-0"
DEPTH AT SIDE	11'-0"
LOADED DRAFT	7'-03"
LIGHT DRAFT	1'-11"
DEADWEIGHT (SHORT TONS)	700
LT. SHIP (SHORT TONS)	230
BOW TO CENTER OF MANIFOLD	130'
NO. OF MANIFOLDS	1
FLANGE SIZE	6"
GROSS & NET TONNAGE	587
COAST GUARD NUMBER	CG006320
PORT CARGO TANK CAPACITY - BBLS	1,358
STBD CARGO TANK CAPACITY - BBLS	1,358
TOTAL CARGO TANK CAPACITY - BBLS	2,716
FUEL TANK CAPACITY - GAL.	300
DEADWEIGHT (SHORT TONS)	700



**DANN MARINE
TOWING, L.C.**

P.O. BOX 250
CHESAPEAKE CITY, MD 21915
OFFICE: 410-885-5055
FAX: 410-885-5570



ARRANGEMENT ON DECK



ARRANGEMENT BELOW DECK

DANN MARINE TOWING
 P.O. BOX 250
 CHESAPEAKE CITY, MD 21915
 PROJECT **DMT 102**
 TITLE: **CARGO PIPING**
 SCALE: DRN DPO DATE 12/19/12
 JOB NO. DWG. NO. ALT.
 App